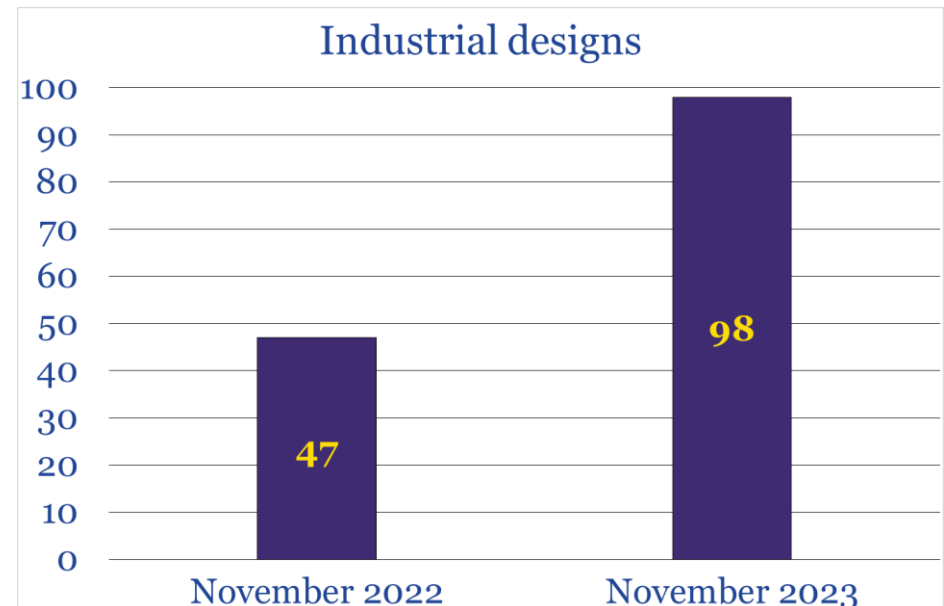
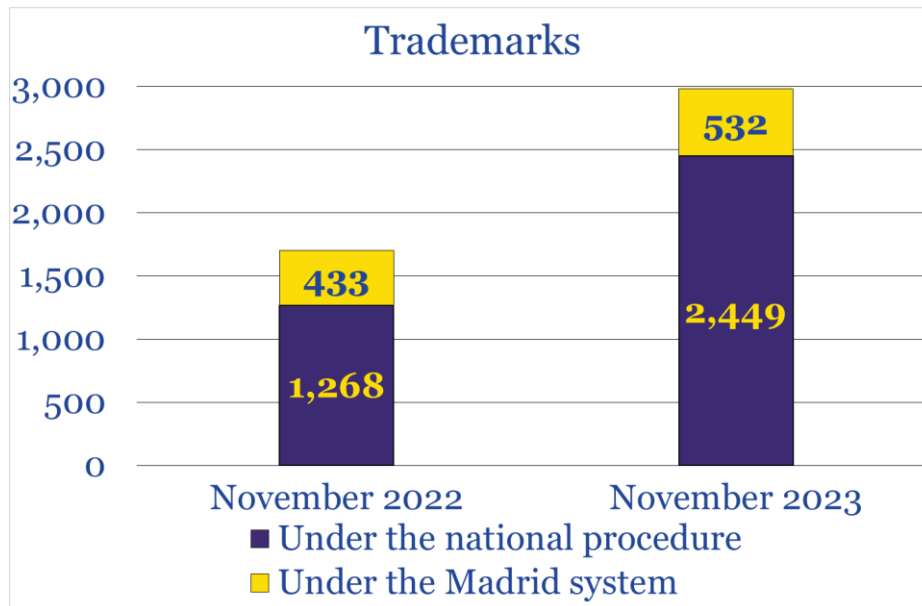
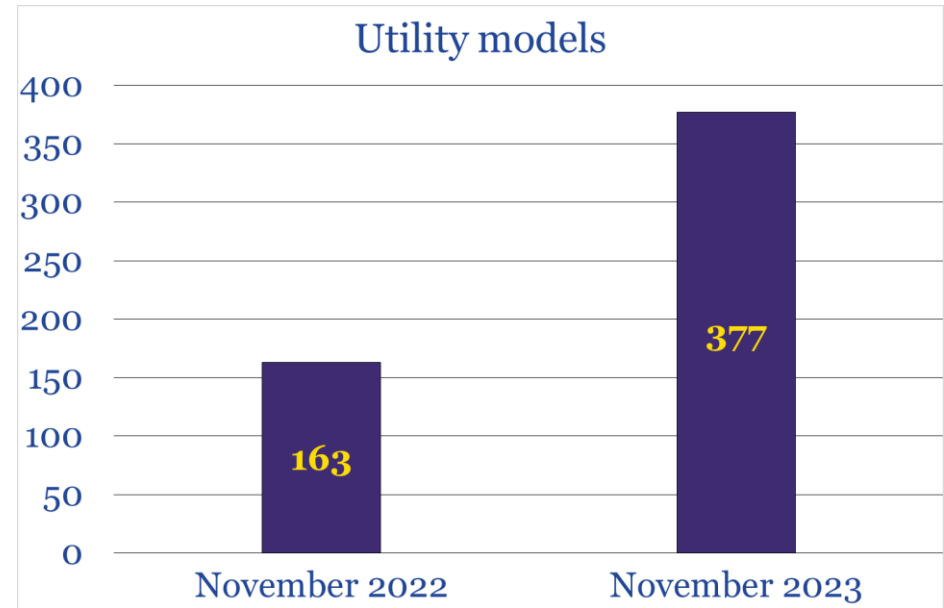
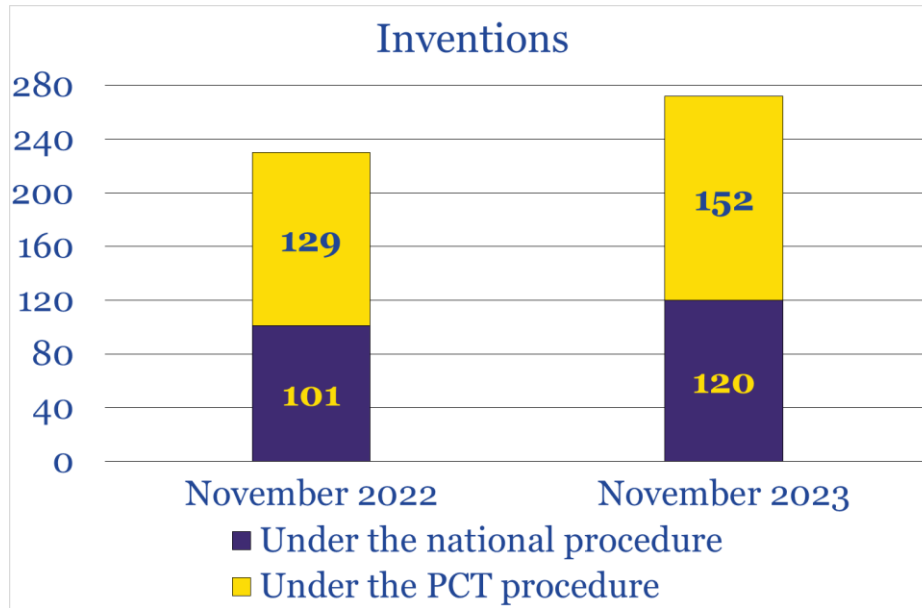


## November 2023 Performance Indicators

| <i>Industrial property object</i>        | <i>November<br/>2022</i> | <i>November<br/>2023</i> | <i>November 2023<br/>to November 2022</i> |
|--|--------------------------|--------------------------|---|
| <i>Applications filed</i>                |                          |                          |   |
| <b>Applications filed total</b>          | <b>2,141</b>             | <b>3,728</b>             | <b>174.1%</b>                             |
| <b>Inventions</b>                        | <b>230</b>               | <b>272</b>               | <b>118.3%</b>                             |
| <i>Under the national procedure</i>      | 101                      | 120                      | 118.8%                                    |
| by residents                             | 84                       | 109                      | 129.8%                                    |
| by non-residents                         | 17                       | 11                       | 64.7%                                     |
| <i>Under the PCT procedure</i>           | 129                      | 152                      | 117.8%                                    |
| <b>Utility models</b>                    | <b>163</b>               | <b>377</b>               | <b>231.3% (&gt; 2.3 times more)</b>       |
| <i>Under the national procedure</i>      | 163                      | 377                      | 231.3% (> 2.3 times more)                 |
| by residents                             | 159                      | 374                      | 235.2% (> 2.4 times more)                 |
| by non-residents                         | 4                        | 3                        | 75.0%                                     |
| <i>Under the PCT procedure</i>           | -                        | -                        | -   |
| <b>Industrial designs</b>                | <b>47</b>                | <b>98</b>                | <b>208.5% (&gt; 2.1 times more)</b>       |
| <b>Trademarks</b>                        | <b>1,701</b>             | <b>2,981</b>             | <b>175.2%</b>                             |
| <i>Under the national procedure</i>      | 1,268                    | 2,449                    | 193.1%                                    |
| <i>Under the Madrid system</i>           | 433                      | 532                      | 122.9%                                    |
| <i>Decisions made</i>                    |                          |                          |   |
| <b>Inventions</b>                        | <b>32</b>                | <b>121</b>               | <b>378.1% (&gt; 3.8 times more)</b>       |
| <b>Utility models</b>                    | <b>66</b>                | <b>338</b>               | <b>512.1% (&gt; 5.1 times more)</b>       |
| <b>Industrial designs</b>                | <b>18</b>                | <b>136</b>               | <b>755.6% (&gt; 7.6 times more)</b>       |
| <b>Trademarks</b>                        | <b>488</b>               | <b>1,499</b>             | <b>307.2% (&gt; 3.1 times more)</b>       |
| <i>Completed proceedings</i>             |                          |                          |   |
| <b>Inventions</b>                        |                          |                          |   |
| <i>formal examination</i>                | 39                       | 341                      | 874.4% (> 8.7 times more)                 |
| <i>substantive examination</i>           | 30                       | 220                      | 733.3% (> 7.3 times more)                 |
| <b>Utility models</b>                    | <b>73</b>                | <b>388</b>               | <b>531.5% (&gt; 5.3 times more)</b>       |
| <b>Industrial designs</b>                | <b>18</b>                | <b>136</b>               | <b>755.6% (&gt; 7.6 times more)</b>       |
| <b>Trademarks</b>                        |                          |                          |   |
| <i>Under the national procedure</i>      | 549                      | 1,557                    | 283.6% (> 2.8 times more)                 |
| <i>Under the international procedure</i> | -                        | 108                      | -   |
| <i>Registered</i>                        |                          |                          |   |
| <b>Registered total</b>                  | <b>450</b>               | <b>2,218</b>             | <b>492.9% (&gt; 4.9 times more)</b>       |
| <b>Inventions</b>                        | <b>85</b>                | <b>97</b>                | <b>114.1%</b>                             |
| <i>Under the national procedure</i>      | 31                       | 47                       | 151.6%                                    |
| <i>Under the international procedure</i> | 54                       | 50                       | 92.6%                                     |
| <b>Utility models</b>                    | <b>77</b>                | <b>416</b>               | <b>540.3% (&gt; 5.4 times more)</b>       |
| <b>Industrial designs</b>                | <b>13</b>                | <b>127</b>               | <b>976.9% (&gt; 9.8 times more)</b>       |
| <b>Trademarks</b>                        | <b>275</b>               | <b>1,578</b>             | <b>573.8% (&gt; 5.7 times more)</b>       |
| <b>International registrations</b>       | -                        | <b>105</b>               | -   |

## IP Filings in November 2023



### IP Registration in November 2023

